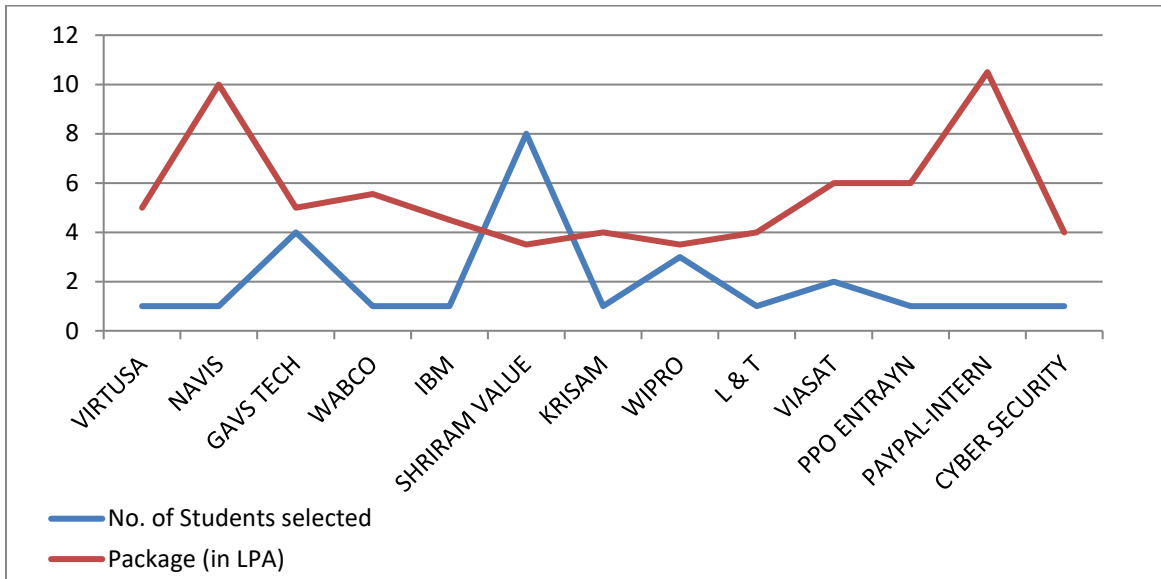
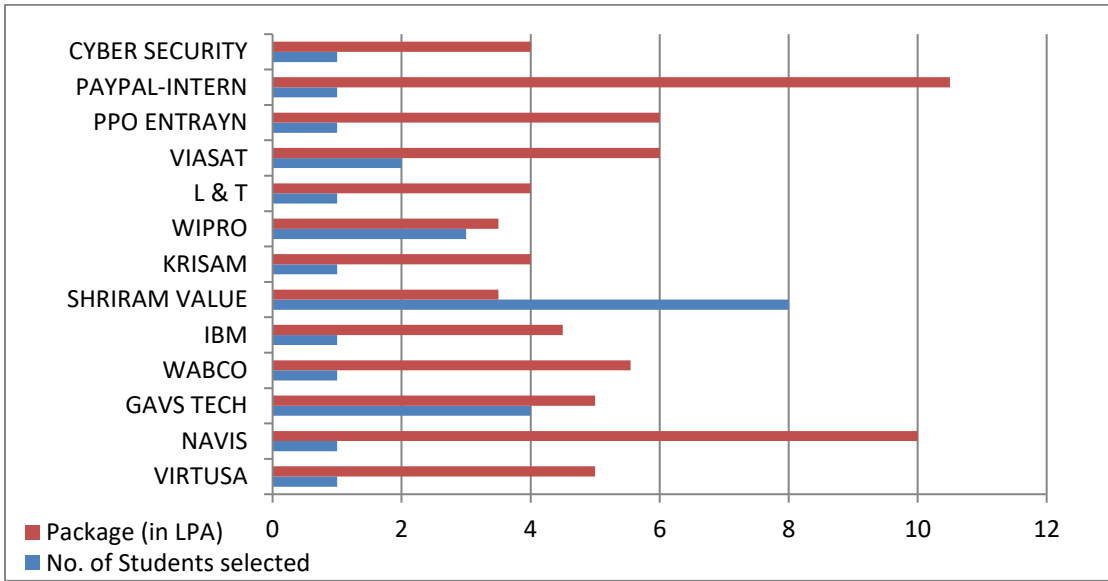


### Academic Year 2018-19:

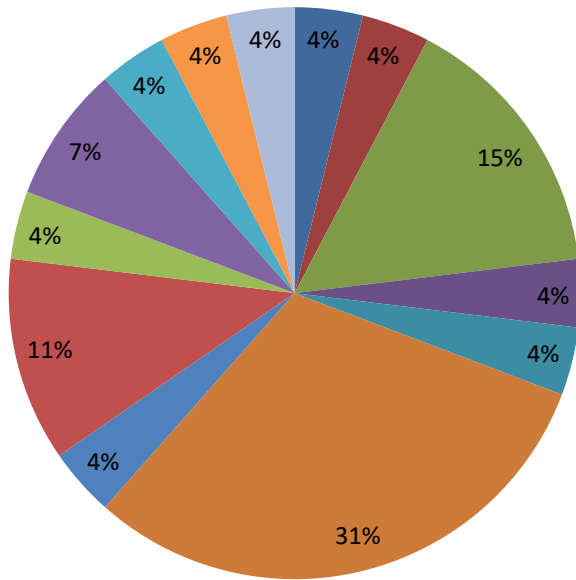
Every B.Tech student has to attend the Placement drive and the following are the statistics of the placements secured through Placement Cell, IIITDM Kurnool during this academic year 2018-19

<b>S.No</b>	<b>Details</b>	<b>Statistics</b>
1	No. of students registered for placement	36
2	No. of offers received	26
3	% of offers received	<b>72.2%</b>

<b>S. No</b>	<b>Organization Name</b>	<b>No. of Students selected</b>	<b>Package (LPA)</b>
1	VIRTUSA	1	5
2	NAVIS	1	10
3	GAVS TECH	4	5
4	WABCO	1	5.55
5	IBM	1	4.5
6	SHRIRAM VALUE	8	3.5
7	KRISAM	1	4
8	WIPRO	3	3.5
9	L & T	1	4
10	VIASAT	2	6
11	PPO ENTRAYN	1	6
12	PAYPAL-INTERN	1	10.5
13	CYBER SECURITY	1	4
<b>TOTAL NO. OF OFFERS RECEIVED</b>		<b>26</b>	
<b>AVERAGE PACKAGE RECEIVED</b>		<b>4.77 (LPA)</b>	



## No. of Students Selected



- VIRTUSA (4-6) LPA
- NAVIS (8-10) LPA
- GAVS TECH (4-6) LPA
- WABCO (4-6) LPA
- IBM (3-5) LPA
- SHRIRAM VALUE (3-5) LPA
- KRISAM (3-5) LPA
- WIPRO (3-5) LPA
- L & T (4-6) LPA
- VIASAT (4-6) LPA
- PPO ENTRAYN (5-8) LPA
- PAYPAL-INTERN (10-12) LPA
- CYBER SECURITY (3-5) LPA