

Academic Year 2021-22:

Following are the statistics of the placements secured through Placement Cell, IIITDM Kurnool during this academic year 2021-22

S. No	Details	Statistics
1	No. of students registered for the Placements	103
2	No. of offers received	118
3	No. of Students placed	80
3	% Of offers received	77.66

S. No	Organization Name	No. of Students selected	Package (in LPA)
1	DELOITTE	13	7.6
2	PUBLICIS SAPIENT	1	10
3	SARVAHA SYSTEMS	1	5
4	LEOFORCE	1	6
5	INFOSYS	1	9.5
6	INFOSYS- OFF CAMPUS	1	6.5
7	VIRTUSA	2	6
8	CAPGEMINI	14	7.5
9	IBM	1	7.5
10	THRILLOPHILIA	2	7.5
11	VASSAR LABS	1	6
12	MAQ SOFTWARE	1	10
13	MPHASIS	2	4
14	TCS	1	3.5
15	WIPRO	4	3.5
16	TEJAS NETWORKS	1	10
17	TEJAS NETWORKS	1	11
18	CGI	5	7.5
19	FIS GLOBAL	2	8.6
20	LEGATO HEALTH TECHNOLOGIES	8	14.32
21	MSR COSMOS	1	5
22	ZYCUS	1	5
23	COGNIZANT	1	10
24	COGNIZANT	29	6.75
25	ZYCUS	1	7
26	TCS	3	9
27	TCS	2	11.5
28	PK GLOBAL	1	8
29	INNOMINDS	1	7

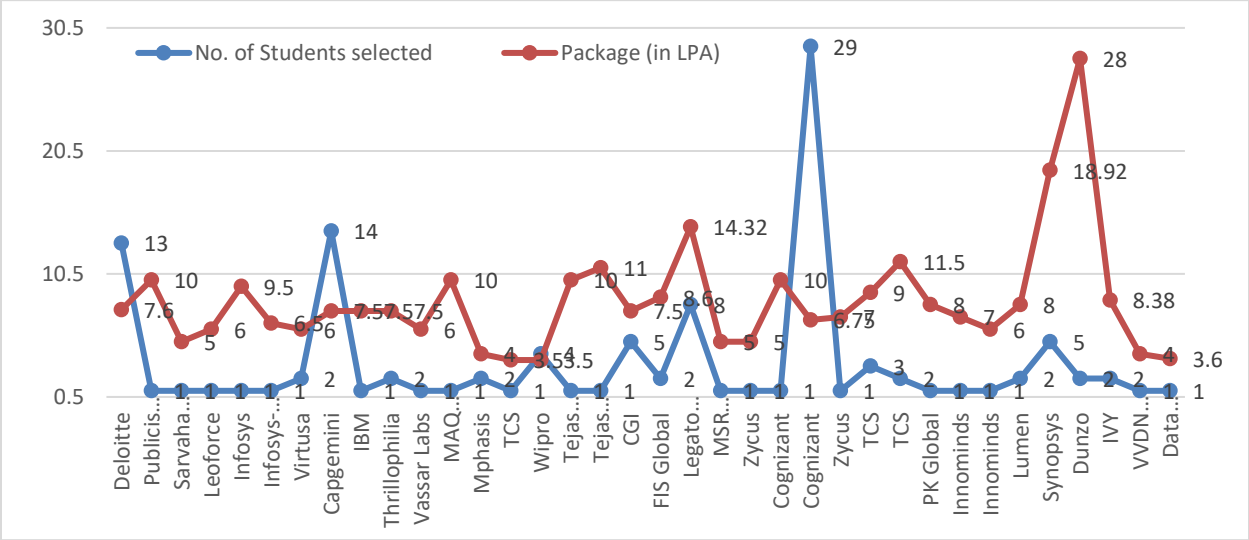
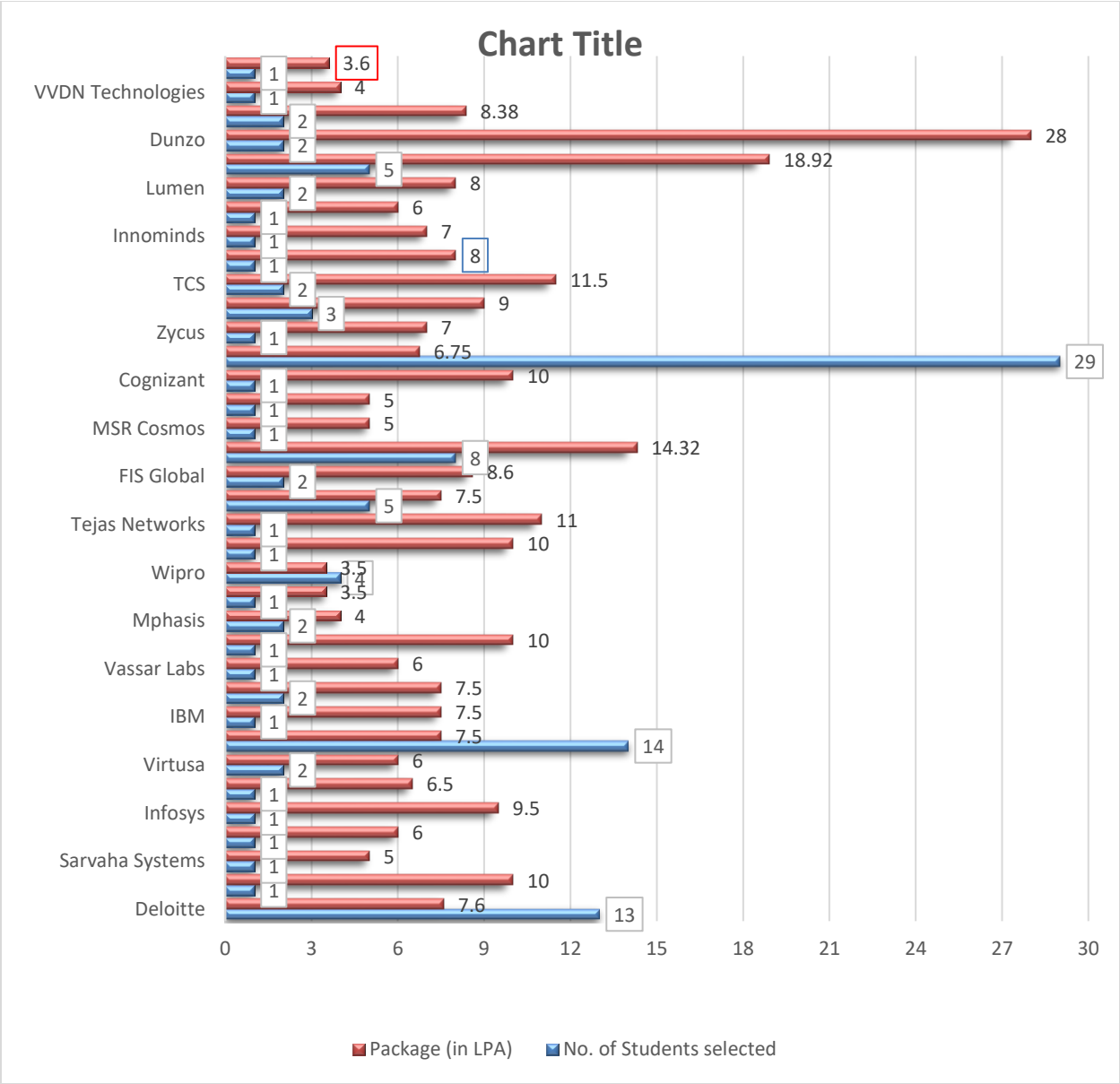
30	INNOMINDS	1	6
31	LUMEN	2	8
32	SYNOPSISYS	5	18.92
33	DUNZO	2	28
34	IVY	2	8.38
35	VVDN TECHNOLOGIES	1	4
36	AMAZON	1	130
37	DATA PATTERNS	1	3.6

Total Number of offers Received = 118

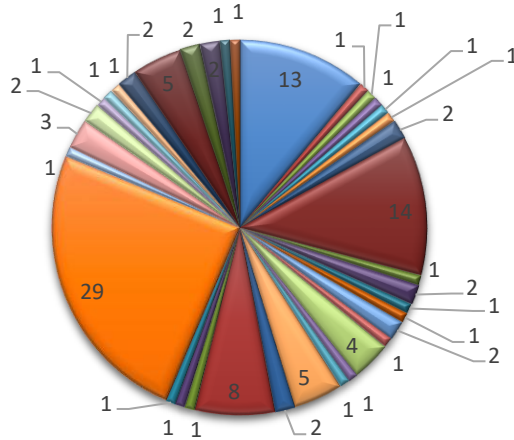
Average Package Received = 9.51(LPA)

Highest Package = 130 LPA

Graphical Representation of our Students who are got placed in different Companies:



No. of Students selected



- | | | |
|------------------|------------------------------|-----------------------|
| ■ Deloitte | ■ Publicis Sapient | ■ Sarvaha Systems |
| ■ Leoforce | ■ Infosys | ■ Infosys- Off Campus |
| ■ Virtusa | ■ Capgemini | ■ IBM |
| ■ Thrillophilia | ■ Vassar Labs | ■ MAQ Software |
| ■ Mphasis | ■ TCS | ■ Wipro |
| ■ Tejas Networks | ■ Tejas Networks | ■ CGI |
| ■ FIS Global | ■ Legato Health Technologies | ■ MSR Cosmos |
| ■ Zycus | ■ Cognizant | ■ Cognizant |
| ■ Zycus | ■ TCS | ■ TCS |
| ■ PK Global | ■ Innominds | ■ Innominds |
| ■ Lumen | ■ Synopsys | ■ Dunzo |
| ■ IVY | ■ VVDN Technologies | ■ Data Patterns |